



District 10 Code Analysis - 01/05/2023

Data extracted for Code complaint cases opened between October 1st, 2020 - September 30st, 2021

All Complaint Cases

Reported Complaint Type	Total	Commercial	Neighborhood	Multifamily
Land Use	807	89	657	61
Property Abatement	722	66	604	52
Structure Condition	494	36	212	246
Work Without Permit	129	9	114	6
SWS Chp 15	3	1	2	-
Total	2,155	201	1,587	365
Total Percent of Citywide Complaints	6.3%	3.5%	7.5%	4.9%

Repeat Offender, Short Term Rental, and Rooming and Boarding Home Complaint Cases

**Filtering complaint cases by complaints occurring at Repeat Offender Properties (ROP), Short Term Rentals (STR), or Rooming and Boarding Homes (RBH). Austin Code categorizes them as Operating Licenses types.*

Case Code	Total	Commercial	Neighborhood	Multifamily
Repeat Offender Properties	135	-	2	133
Short Term Rentals	213	15	180	18
Rooming and Boarding Homes	2	-	1	1
Total	350	15	183	152
Total Percent of Citywide Complaints	1.0%	0.3%	0.9%	2.0%

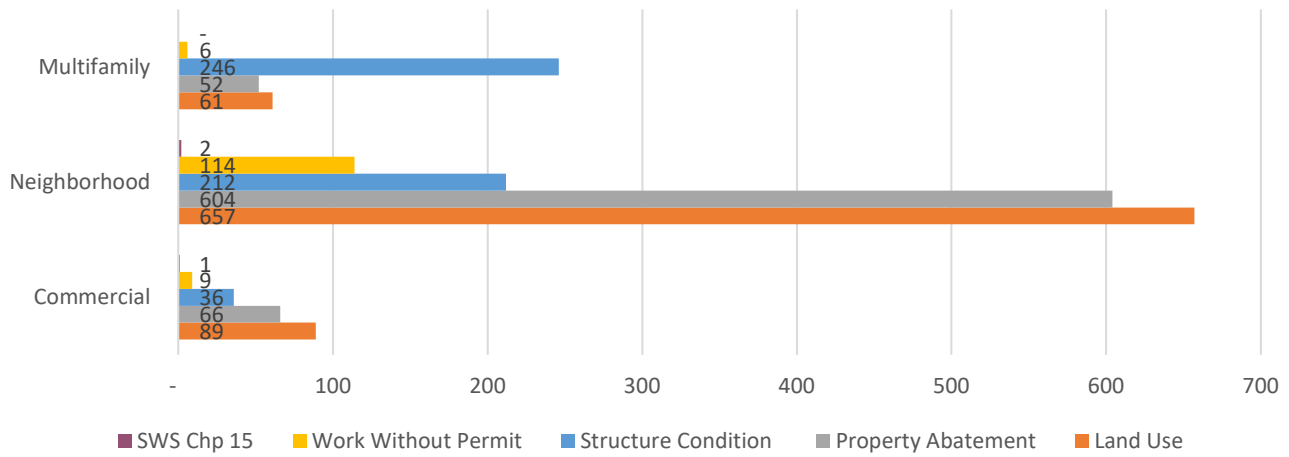
Reported Complaint Type	Total	ROP	STR	RBH
Land Use	807	2	213	1
Property Abatement	722	3	-	-
Structure Condition	494	130	-	1
Work Without Permit	129	-	-	-
SWS Chp 15	3	-	-	-
Total	2,155	135	213	2
Total Percent of Citywide Complaints	6.3%	4.1%	13.1%	3.8%

Council District Matrix - All Complaint Cases

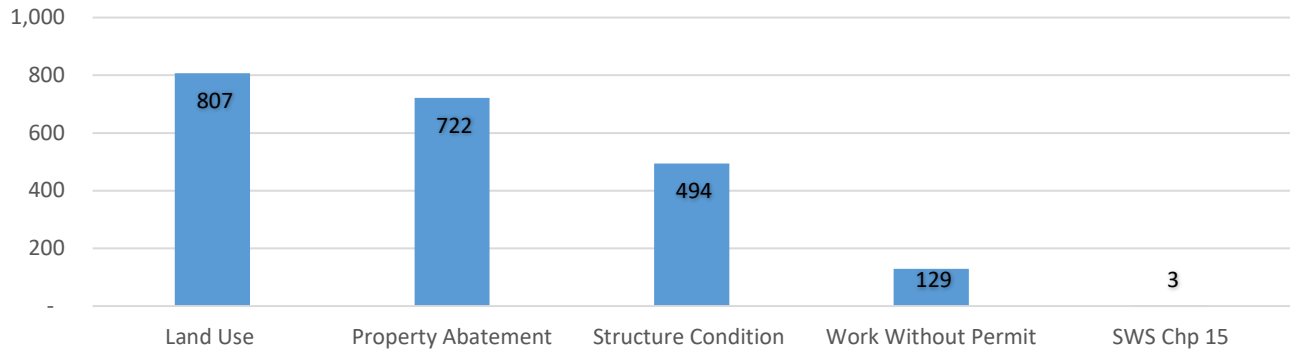
This matrix shows your Council District's percentage of total complaint cases in comparison with others.

Council District	% Total	% Commercial	% Neighborhood	% Multifamily
District 1	15.0%	9.7%	16.2%	15.4%
District 2	9.1%	8.6%	10.2%	6.4%
District 3	13.5%	17.7%	11.7%	15.3%
District 4	17.9%	19.3%	15.1%	25.0%
District 5	8.9%	6.2%	11.4%	4.0%
District 6	3.5%	2.3%	4.6%	1.2%
District 7	8.2%	9.0%	8.5%	6.9%
District 8	4.1%	2.5%	5.4%	1.7%
District 9	13.5%	21.1%	9.4%	19.1%
District 10	6.3%	3.5%	7.5%	4.9%

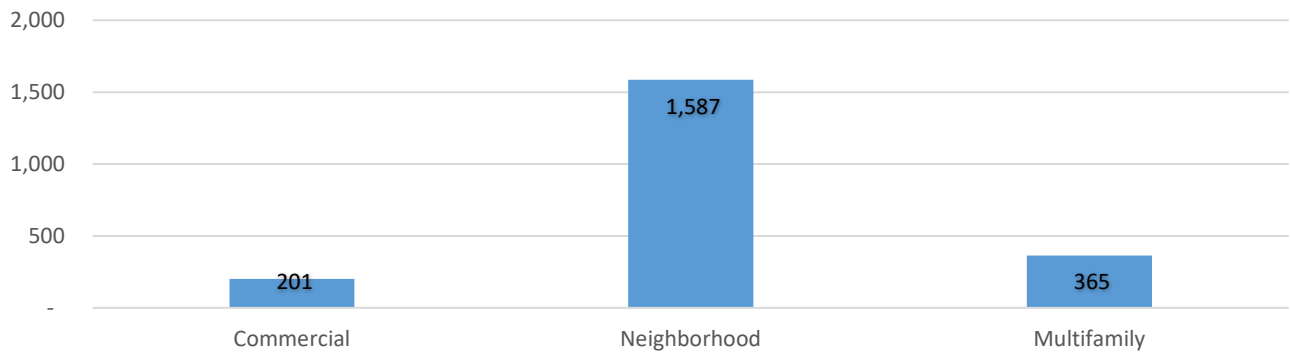
Complaint Case Types by Zoning Designation



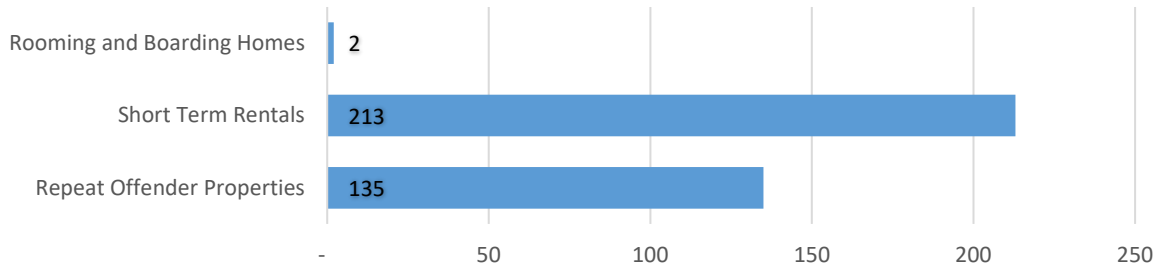
Complaint Cases by Complaint Type



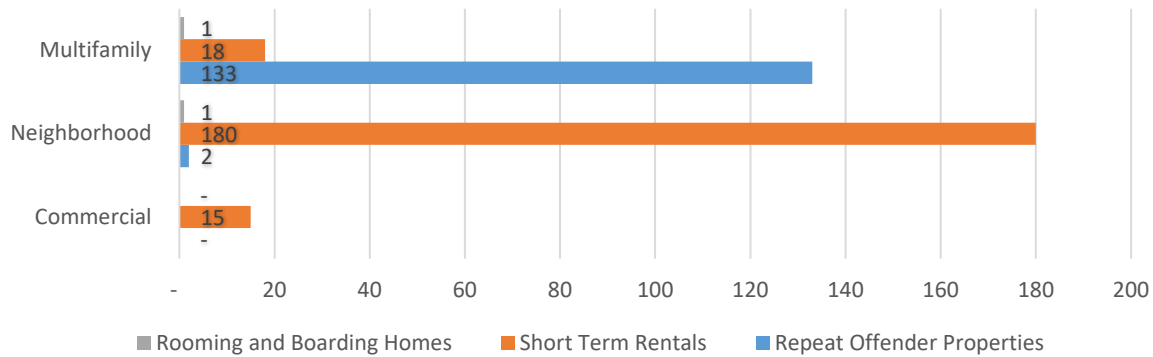
Complaint Cases by Zoning Designation



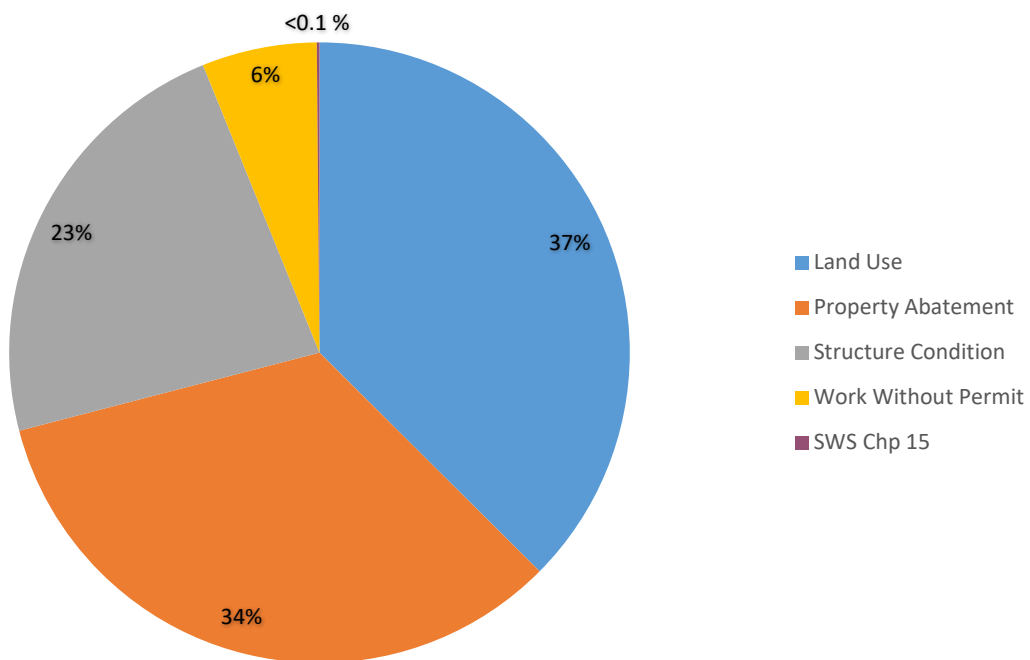
Complaint Cases by Operating License Types



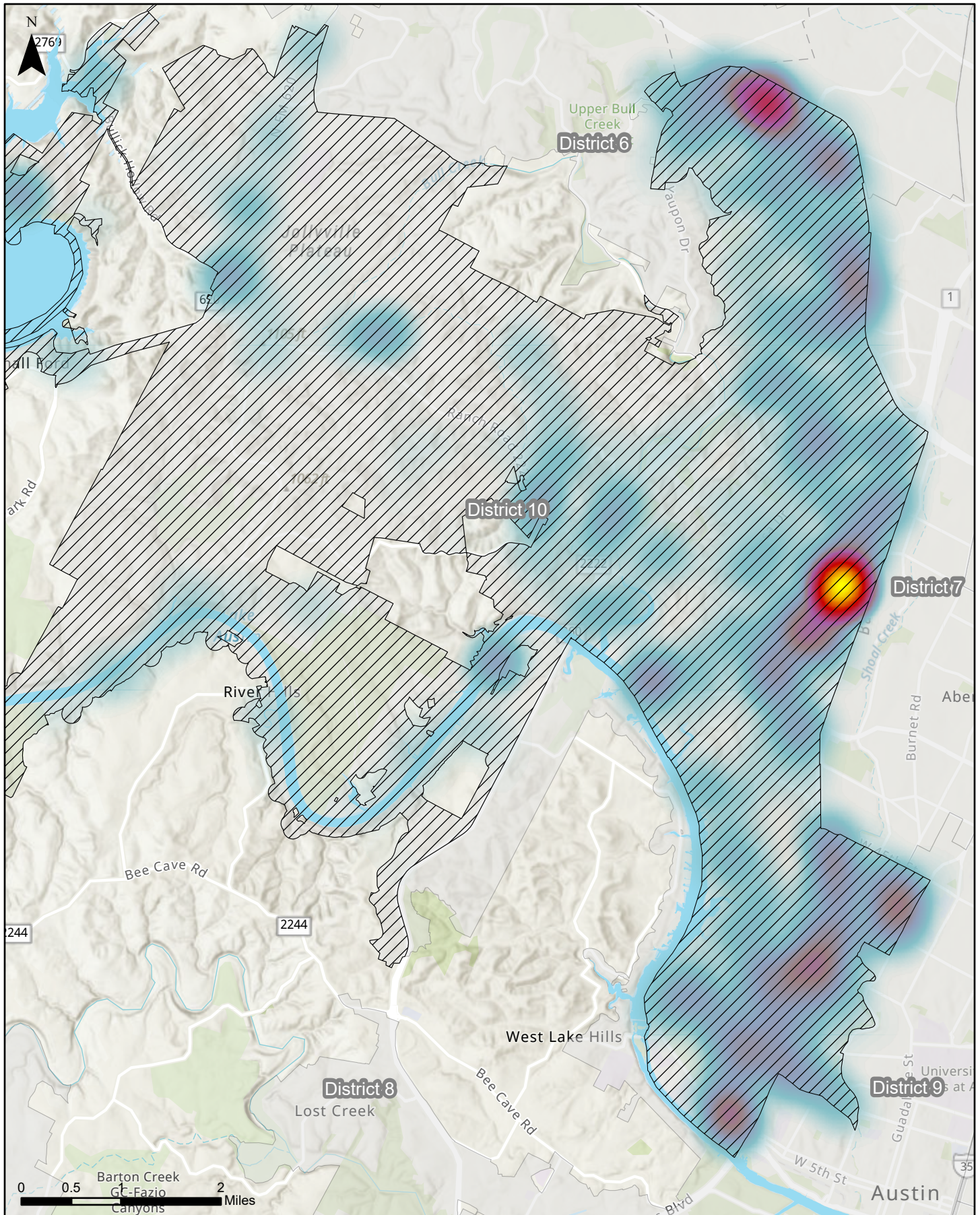
Operating License Complaint Cases by Zoning Designation



Operating License Complaint Case Types



Council District 10



This map examines the density of STR-related code cases opened in Council District 10 between October 1, 2020 and September 30, 2021. The total number of cases opened was 2155.

Sources: AMANDA Case Management Database; GIS DM 2021

District Boundary
 Sparse
 Dense

AUSTINCODE
DEPARTMENT

Map generated on:
1/5/2023